
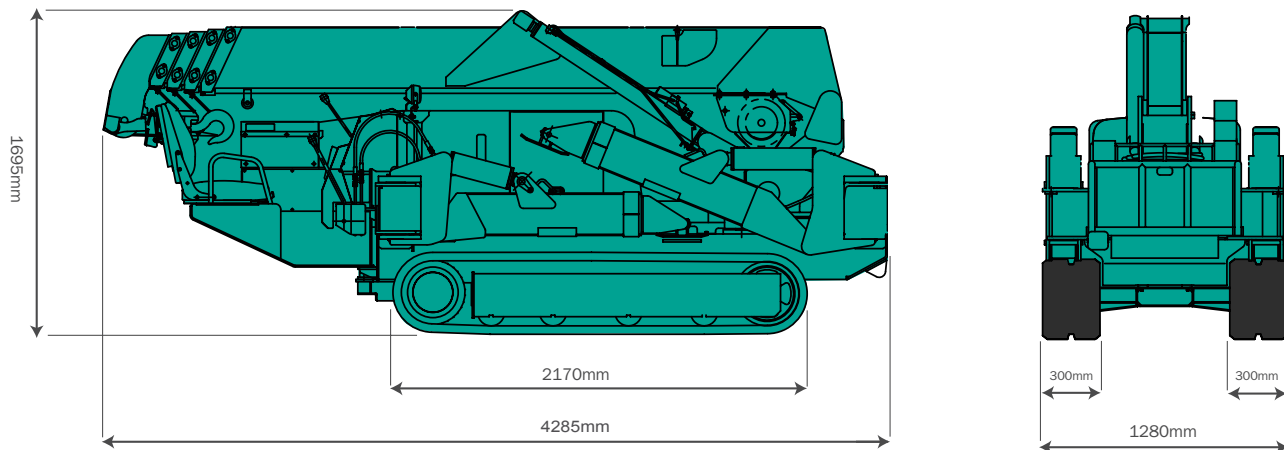


Maeda Mini Crawler Cranes
Little cranes with **BIG** ideas

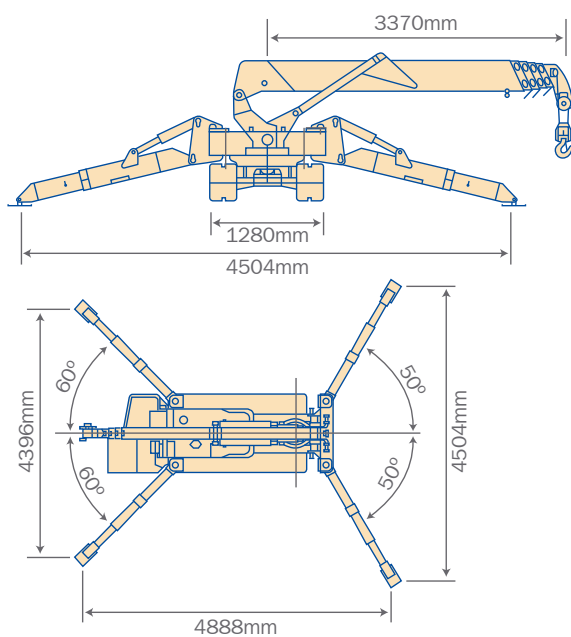


LINDORES
CONSTRUCTION LOGISTICS

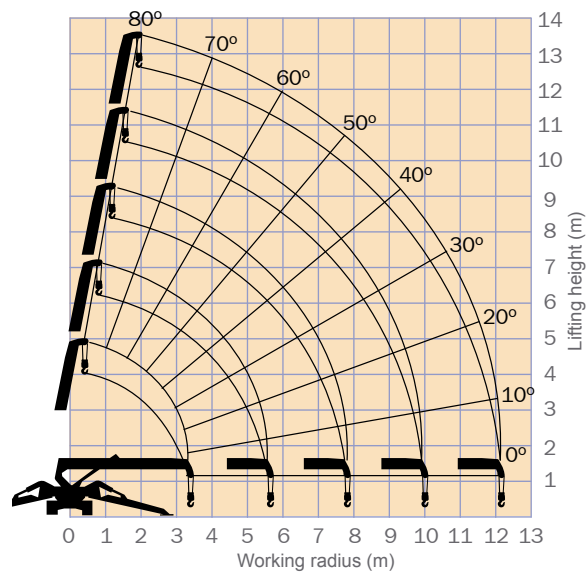
Overall Size



Outrigger Spread Dimensions



Working Range Chart



The Working Range Chart does not take into account boom deflection under load.

The maximum reach below ground level is:

Four Fall	Two Fall	Single Fall
16.09m	32.18m	64.36m



Maeda MC305c-2 Load Charts

Total rated load Outriggers at Maximum position

5.945m boom		8.145m boom		10.315m boom		12.485m boom	
Working radius (m)	Total rated load (kg)	Working radius (m)	Total rated load (kg)	Working radius (m)	Total rated load (kg)	Working radius (m)	Total rated load (kg)
< 2.5	2980	2.7	2270	4.0	1080	< 4.5	790
3.0	2390	3.0	2120	4.5	985	5.0	660
3.5	1990	3.5	1680	5.0	880	6.0	520
4.0	1710	4.0	1440	6.0	770	7.0	430
4.5	1490	4.5	1260	7.0	670	8.0	380
5.0	1340	5.0	1110	8.0	570	9.0	340
5.62	1160	5.5	990	9.0	500	10.0	310
		6.0	880	9.99	435	11.0	280
		7.0	730			12.16	260
		7.82	630				

Total rated load Outriggers at Intermediate position

5.945m boom		8.145m boom		10.315m boom		12.485m boom	
Working radius (m)	Total rated load (kg)	Working radius (m)	Total rated load (kg)	Working radius (m)	Total rated load (kg)	Working radius (m)	Total rated load (kg)
< 2.5	2980	2.7	2270	4.0	1060	< 4.5	780
3.0	2390	3.0	2090	4.5	950	5.0	650
3.5	1960	3.5	1680	5.0	860	6.0	500
4.0	1680	4.0	1420	6.0	750	7.0	410
4.5	1380	4.5	1240	7.0	630	8.0	360
5.0	1140	5.0	1070	8.0	490	9.0	320
5.62	950	5.5	950	9.0	410	10.0	290
		6.0	800	9.99	350	11.0	260
		7.0	610			12.16	250
		7.82	520				

Total rated load Outriggers at Minimum position

5.945m boom		8.145m boom		10.315m boom		12.485m boom	
Working radius (m)	Total rated load (kg)	Working radius (m)	Total rated load (kg)	Working radius (m)	Total rated load (kg)	Working radius (m)	Total rated load (kg)
< 2.5	2980	2.7	2270	4.0	1060	< 4.5	780
3.0	2350	3.0	2090	4.5	950	5.0	650
3.5	1800	3.5	1680	5.0	860	6.0	500
4.0	1430	4.0	1370	6.0	680	7.0	410
4.5	1140	4.5	1120	7.0	530	8.0	360
5.0	950	5.0	910	8.0	420	9.0	320
5.62	790	5.5	790	9.0	340	10.0	290
		6.0	670	9.99	300	11.0	240
		7.0	510			12.16	210
		7.82	430				

The Total Rated Load Charts are based on the actual working radius including boom deflection. The weight of the hook (standard 4 fall - 30kg) must be included as part of the load shown in the Total Rated Load Charts.

When using two fall or single fall hooks, use the appropriate four fall Total Rated Load Chart above but with a **maximum** load of: Two Fall - 1480kg, Single Fall - 750kg.





Maeda MC305c-2

Technical specifications

Offering the best balance of power and design



- Two Travel Speeds
- Programmable Moment Limiter
- Rubber Tracks
- Hydrostatic Transmission
- Centralised Controls
- 4 Fall / 2 Fall Hook Block
- Automatic Hook Stowage System
- Tilt Sensor/Alarm
- Powerful Winch with Hydraulic Disc Brake
- Two Speed Winch
- Fully Automatic Pentagonal Section Boom
- Cable Remote Controller

Specification		
Model		MC305C-2
Crane capacity		2.98t x 2.5m
Max. working radius		12.16m
Max. lifting height		12.52m
Hook speed		13.5m / min. (4 falls, 4th layer)
Single line speed		54m / min. (4th layer)
Hoist rope		IWRC 6 x WS(26) 8mm x 73m
Telescopic system	Boom length Telescoping speed Boom type	3.695m - 12.485m 8.79m / 38 sec. (26 sec.) Fully automatic 5 section pentagonal telescopic boom
Boom hoist system	Hoist angle / speed	0 - 80° / 21 sec. (14.5 sec.)
Slew system	Slew angle / speed	360° / 2.4 rpm (1.7 rpm)
Outrigger system	Type Maximum extended dimensions	Extension and set up by direct acting hydraulic cylinders (Length) 4888mm x (Front) 4504mm x (Rear) 4396mm
Traction system	Drive Travel speed Gradability Crawler length x width Ground pressure	Hydraulic motor driven, stepless speed changer 0 - 2.8 km/h (1.3 km/h) 23° 1750mm x 300mm 36.3 kpa (0.37 kgf/cm ²)
Engine	Model Type Rated output Starting method Fuel / Fuel tank capacity	Yanmar 3TNV76 3 cylinder water cooled diesel, 1.15 litre. 15.2kw / 2500min ⁻¹ (20.7PS/2500rpm) Electric Diesel / 40L
Remote control system	Type	Cable remote controller, micro-speed mode, load display for transmitter, outrigger operation
Dimensions	Length x Width x Height Weight MC305C-2	4285mm x 1280mm x 1695mm 3900kg 4040kg (with electric motor)
Standard equipment		Overwind protection, load indicator, hydraulic safety valve, wire rope latch, level, machine body inclination alarm, EMO switch, travel lock lever, outrigger interlock device, moment limiter, rotary lamp, hour-meter, 4-fall / 2-fall hook block
Optional equipment		Radio remote control, white rubber tracks, single fall hook, searcher hook. Electric motor.